

1 2 3 4 5 6 7 8

A

B

C

D

E

F

A

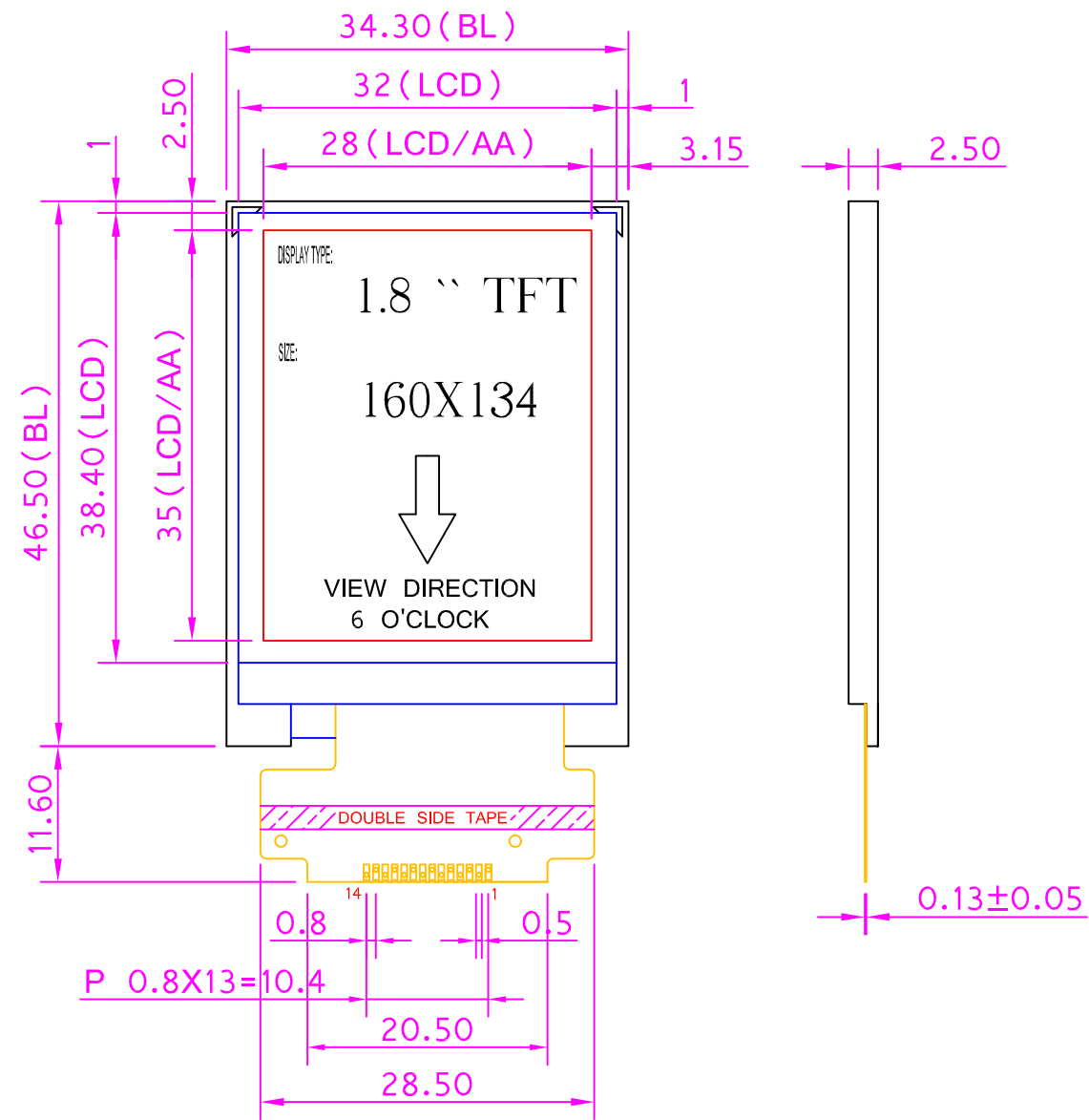
B

C

D

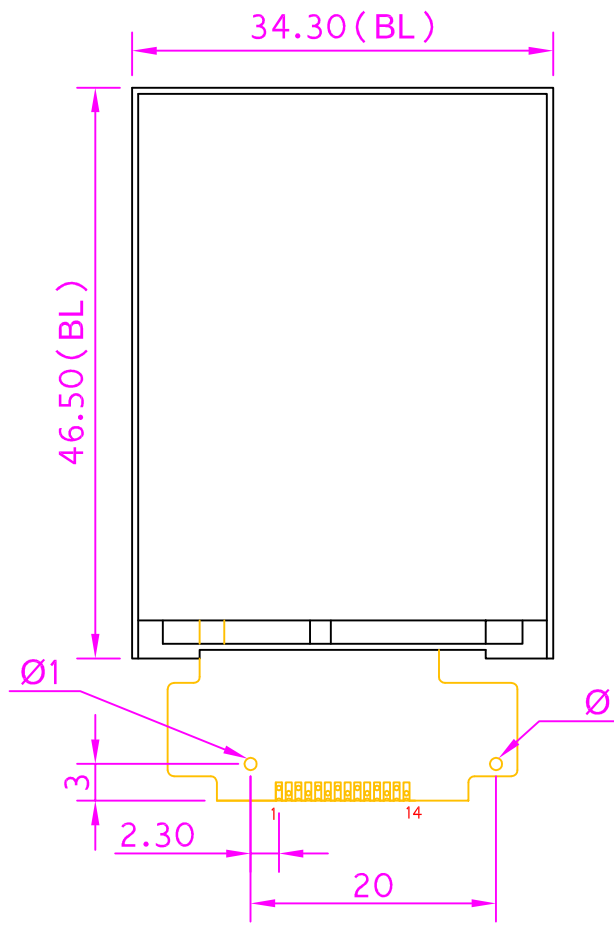
E

F

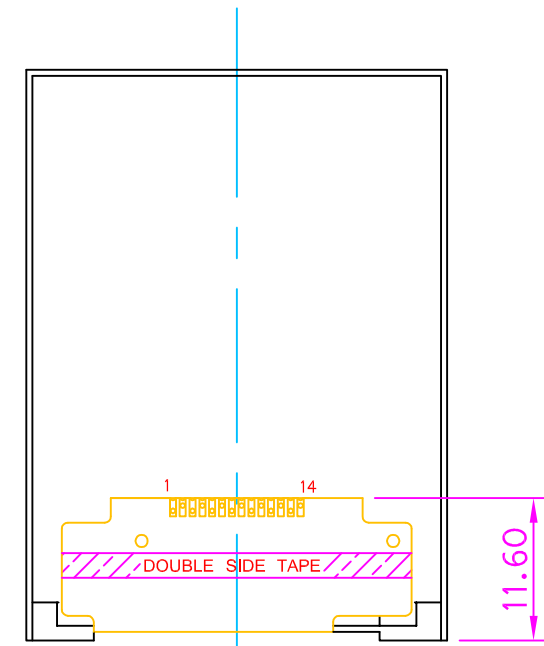


FRONT VIEW

SIDE VIEW



BACK VIEW

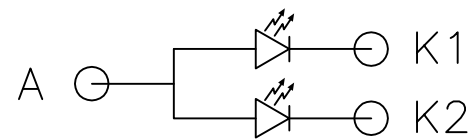


BACK VIEW

PIN FUNCTION	
PIN	SYMBOL
1	NC
2	GND
3	LED-
4	LED+
5	GND
6	RST
7	RS
8	SDA
9	SCL
10	VCC (3.3V)
11	VCC (3.3V)
12	CS
13	GND
14	NC

NOTE :

1. VIEWING DIRECTION 6 O'CLOCK
2. POLARIZER MODE : TRANSMISSIVE
3. OPERATING TEMP : -20°C~+70°C
4. STORAGE TEMP : -30°C~+80°C
5. CONNECTOR : COG+FPC
6. GENERAL TOLERANCE ±0.2



If=30mA (tpye)
 Vf=3.2 (max)
 (CIRCUIT DIAGRAM)

PART NO.- TL01801600134A

www.tinylcd.com

1 2 3 4 5 6 7 8